


The future of craft education is at risk

What do we know about trends in craft education and training?


This summary shows how GCSE take-up and Higher Education courses have fallen sharply since 2007/08, while more diverse entry routes into craft suggest rays of hope.


Help us share the findings from the Crafts Council's Studying Craft 16 report and tackle the risks to formal craft education and training.



Students taking craft GCSEs are declining faster than GCSEs as a whole

Change between 2007/08 and 2014/15

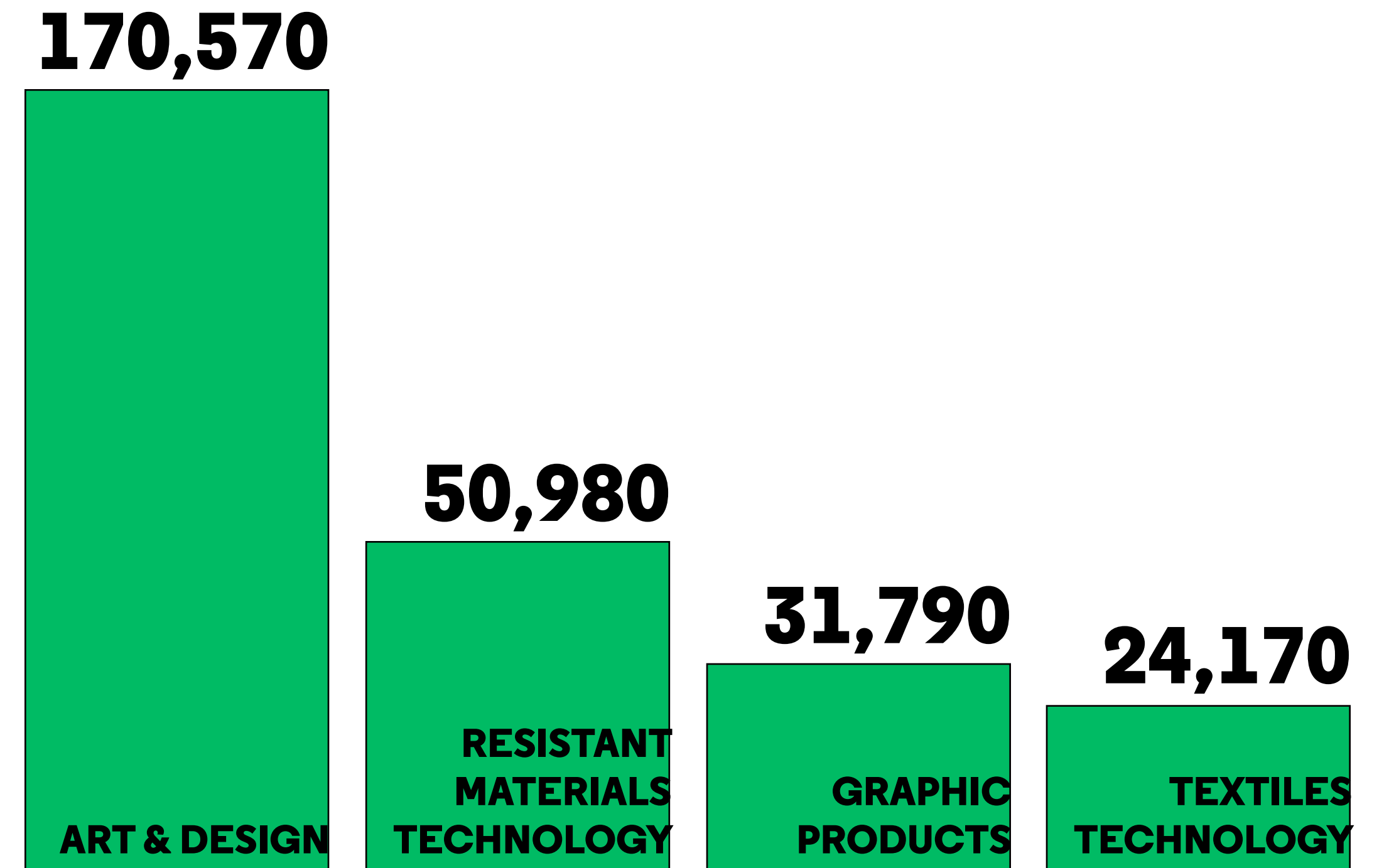
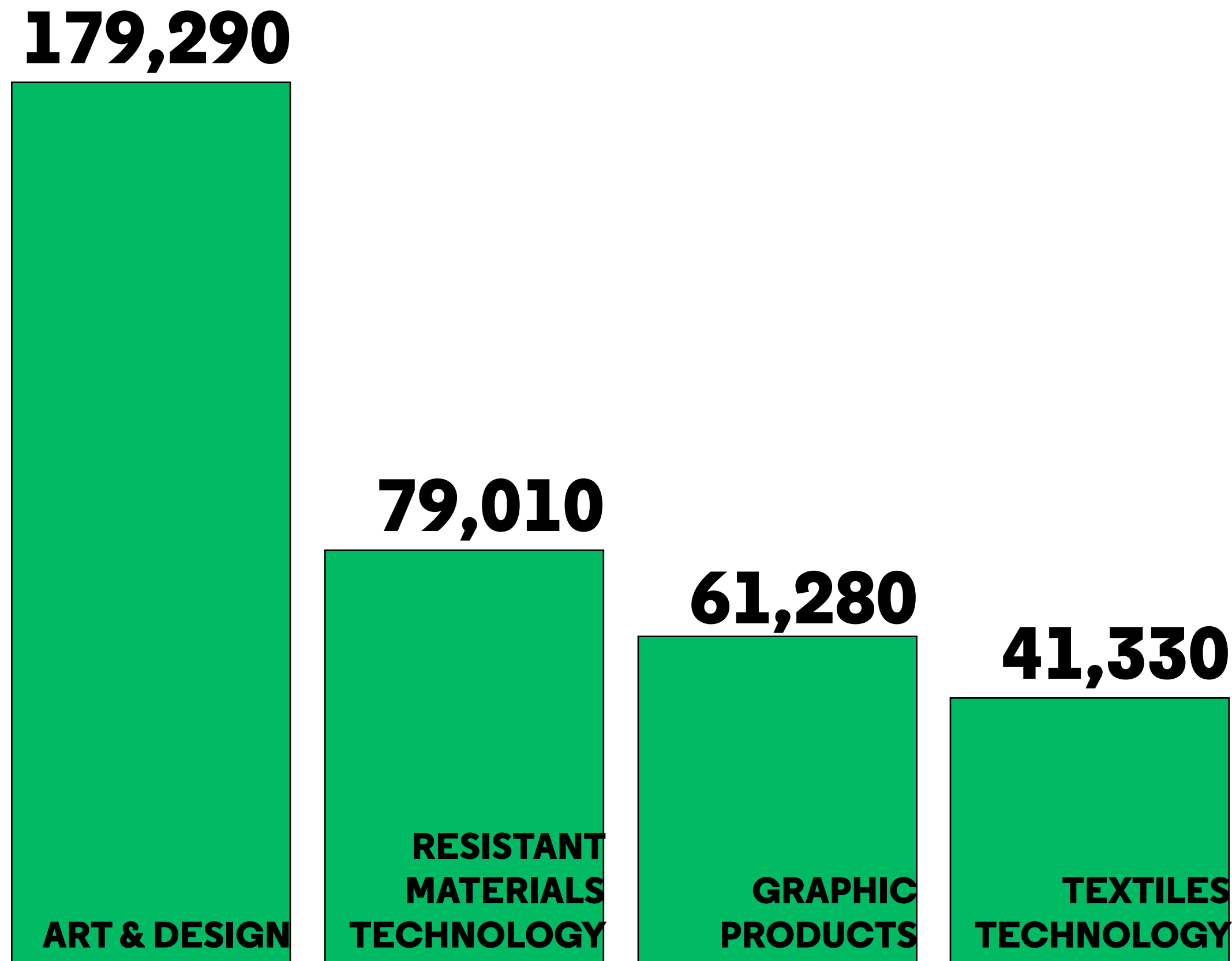





Art, design and technology GCSEs all show a steady decline

Numbers of Students by GCSE in 2007/08


Numbers of Students by GCSE in 2014/15






Design & Technology GCSE students are down compared with Art & Design

Change in numbers of students between 2007/08 and 2014/15





The number of sixth formers studying craft has declined

In 2009/10


In 2014/15

57,860



49,140





Students taking beginner craft courses are on the increase

 = 1000 students

Number of beginner craft students in 2007/08



7,290

Number of beginner craft students in 2014/15




49,920

But in comparison, there are only 8% of students studying advanced courses in 2014/15



3,990



Since 2012/13, craft courses with more than 50 contact teaching hours are in decline

Number of courses with 50-750+ contact teaching hours in 2012/13


Number of courses with 50-750+ contact teaching hours in 2014/15

1,285




389



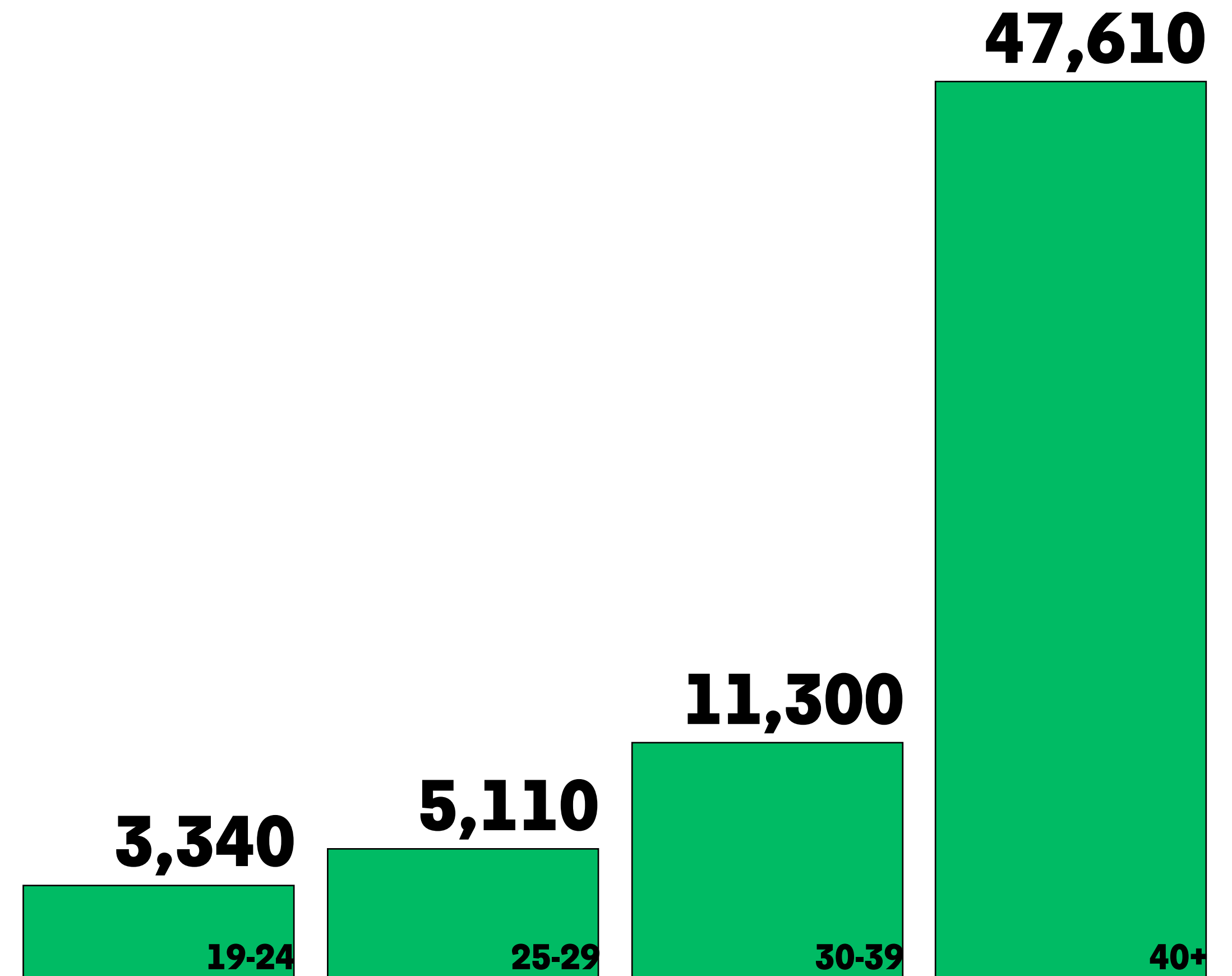



Growth is mainly among older learners

Numbers of students by age in 2008/09



Numbers of students by age in 2014/15






The number of craft courses is down by 50%


In 2007/08


In 2014/15

821




414






Take-up for undergraduate craft courses is also down

Change between 2011/12 and 2014/15






Numbers of UK-domiciled students have fallen

Change between 2008/09 and 2014/15

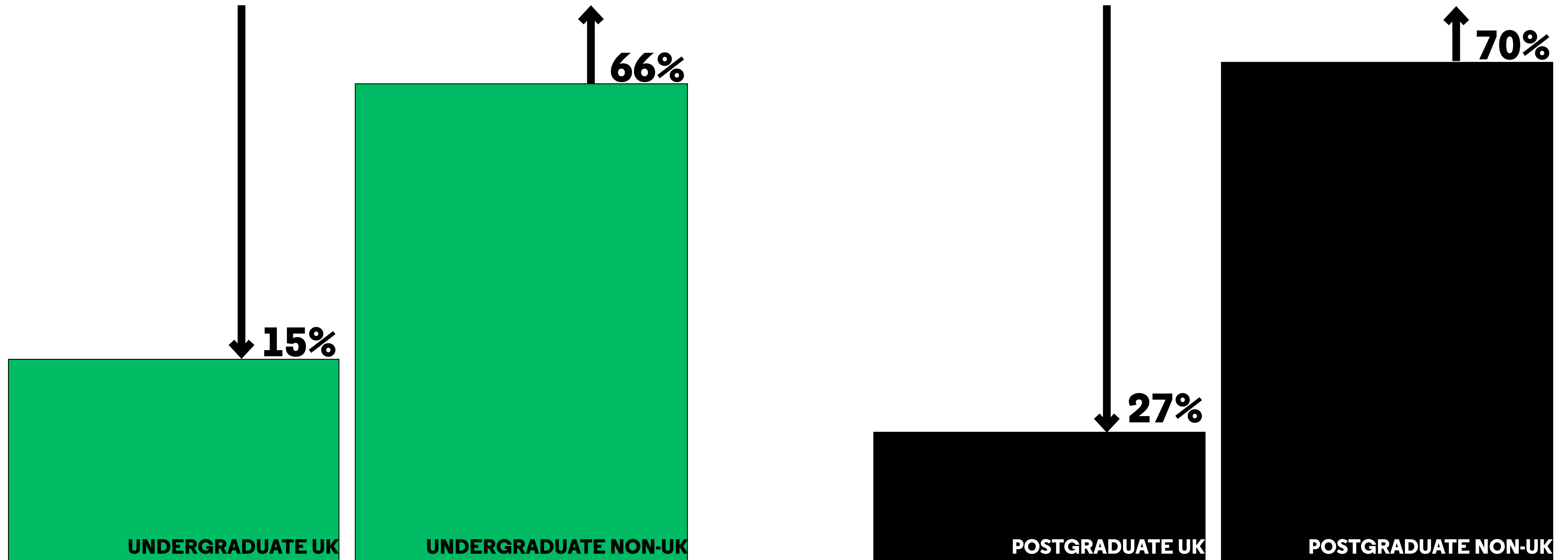





Non-UK students have risen

The abolition of post-study work visas for non-EU students in 2012 risks talent leaving the UK

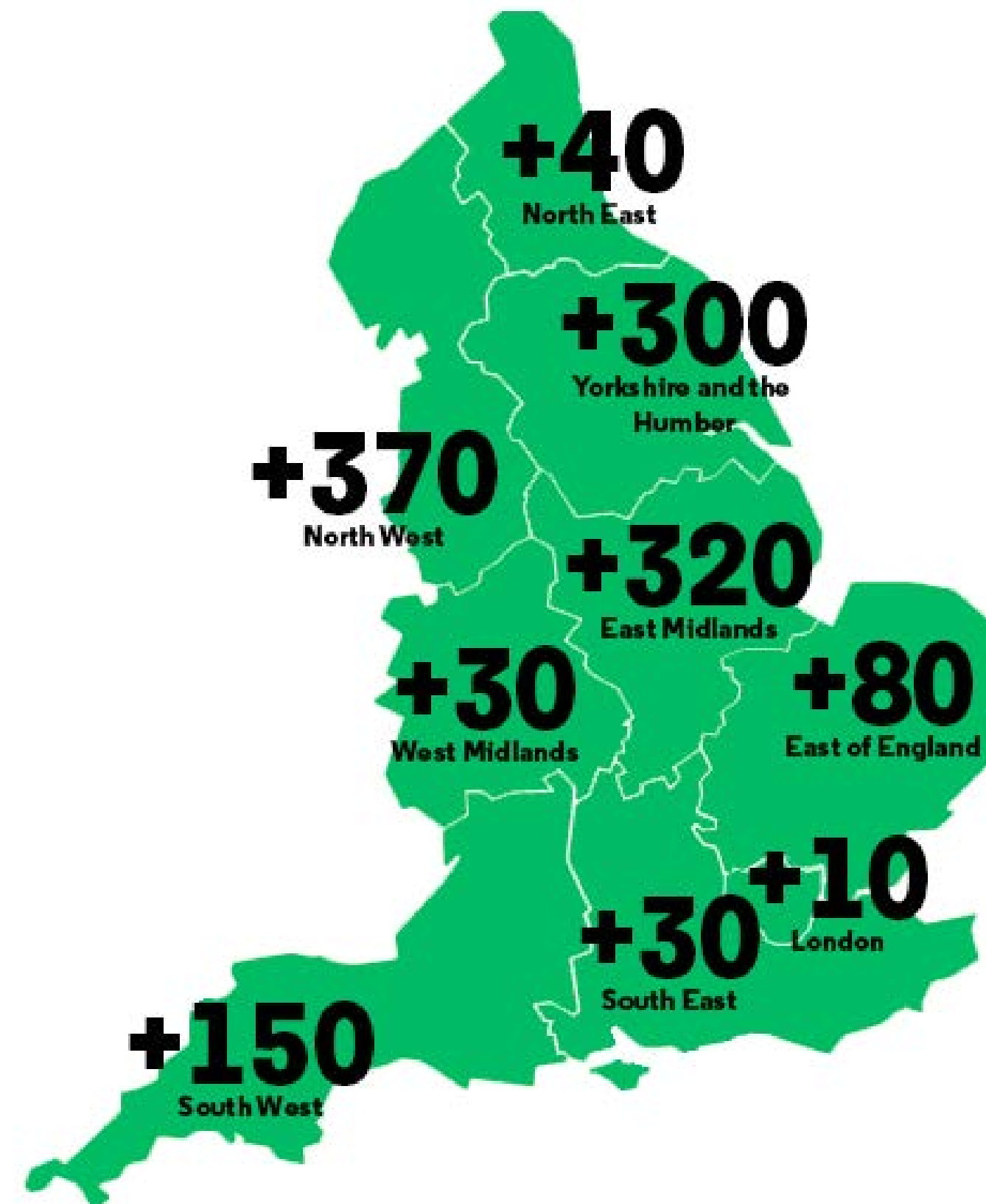
Change between 2008/09 and 2014/15






Growth in apprenticeships across England offer new routes into crafts

Change in number of students in craft apprenticeships by region in 2014/15 since 2011/12





Of all further and higher education craft students, Black, Asian and Minority Ethnic students make up nearly 20%

 = 1000 students

Further and higher education craft students in 2014/15



Number of Black, Asian and minority Ethnic further and higher education craft students in 2014/15





In summary

- 1. Schools:** Students studying craft GCSEs are down, especially Design & Technology, and numbers of sixth formers studying craft are falling
- 2. Further Education:** Fewer skilled professionals are coming out of FE and growth is mainly among older learners
- 3. Higher Education:** Craft students and courses are rapidly declining, and with more non-UK students, there's a greater risk of this talent leaving the UK
- 4. Accessibility and Inclusion:** Growth in apprenticeships and representation is a welcome, albeit small, spark of hope

[Access the Studying Craft 16 report here](#)

Our Future is in the Making

[Our education manifesto](#) for craft and making, makes five calls for change:

- 1. Put craft and making at the heart of education**
- 2. Build more routes into craft**
- 3. Bring craft enterprise into education**
- 4. Invest in skills throughout careers**
- 5. Promote world-class higher education and research in craft**

[Find out more about the Crafts Council's Education offer here](#)