

Crafts Council / Get making

Summer craft challenge

Materials:

- Scissors
- Glue
- A stapler
- Cardboard
- Old magazines, photos or newspapers



Week 2: Collage Jewellery
by Eve Lam

Be sure to share photos of your work with us using the hashtags: #SummerCraftChallenge and #EverydayMaking

Facebook @CraftsCouncilUK

Twitter @CraftsCouncilUK

Instagram @CraftsCouncil


Or share with us at participation@craftscouncil.org.uk for us to share!

1.




Cut some images from magazines, newspapers or photos.

2.




Cut strips of cardboard long enough to wrap around your fingers with 2cm extra, and some shapes for the rings.

3.



Curl the cardboard strip into a circle and staple it in place with the the other shape. This will be the base of the ring.



4.



Play around with the images you have cut out and glue them to the base of the rings.

5.



How many rings can you make? Can you make any other pieces of collage jewellery?